

2630-K




- power to lift






LOADING GROUP HC1/HD5/B3		2630-K2	2630-K3	2630-K4	2630-K5	2630-K6	2630-K7	2630-K8
Type								KX+
TECHNICAL DATA								
Load moment	tm	24.0	23.5	23.0	22.5	22.0	21.7	21.3
Hydraulic reach	m	8.3	10.3	12.5	14.8	17.2	19.4	21.7
Slewing torque	kgm				2762			
Slewing angle	°				400			
Working pressure	bar				345			
Weight excl. stabilizers	kg	1895	2065	2265	2415	2555	2660	2745
Weight of stabilizers, standard	kg				290			
Pump performance	l/min				80-110			
Oil tank capacity, separate tank	l				160			
Power consumption	kW							
GEOMETRY								
Height above mounting surface	mm				2295			
Width, folded	mm				2500			
Length of crane, no extra valves	mm	880	880	880	880	880	990	990
Hook height 1.5 m from column	m	2.7	2.7	2.6	2.5	2.4	2.3	2.2
Single Power Plus link arm system					Yes			
Over-bending on crane	°				15			
Maximum angle above horizontal, main boom	°	2.7	2.7	2.6	2.5	2.4	2.3	2.2
CONTROL MODE								
Radio remote control of crane					Basic			
Manual operation of stabilizer functions					Basic			
Remote control box with HMF InfoCentre					Option			
Remote control box, linear control levers (L) or joysticks (J)					L / J			
Stand-up controls with bracket for radio remote control box					Option			
Top seat on column with bracket for remote control box					Option			
CONTROLS								
RCL 5300 Safety System					Basic			
Proportional control valve type (-d) for radio remote control					Basic			
Dual control of stabilizer functions (crane)					Basic			
Electronic speed adaptation system HDL-d					Basic			
OPTIONS: HYDRAULIC EQUIPMENT		2630-K2	2630-K3	2630-K4	2630-K5	2630-K6	2630-K7	2630-K8
Oil cooler					Option			
Hydraulic winch 1500 kg					Option			
Hydraulic winch 2500 kg					Option			
Radio remote controlled stabilizer functions					Option			
Extra valves in hose guides		Option	Option	Option	Option	Option		
Extra valves in hose reels internally in the jib extensions		Option	Option	Option	Option	Option		
Extra valves in external hose reels							Option	Option
90 l oil tank mounted on the crane					Option			
2 available functions (manual stabilizer beam)					Option			
4 available functions (hydraulic stabilizer beam)					Option			
Radio remote controlled stabilizer functions					Option			
OTHER EQUIPMENT		2630-K2	2630-K3	2630-K4	2630-K5	2630-K6	2630-K7	2630-K8
Number of manual extensions				3	3	3	2	1
Work light on crane					Option			
Temperature monitoring					Option			
Available radio remote controlled valve section fitted on the base					Option			
Shielding of jib cylinder					Option			



Multi-coupling

A multi-coupling makes it easy and simple to mount and dismount hydraulic accessories.



180° swing-up stabilizer leg

Swing-up stabilizer leg to 180° - manual with gas spring or hydraulically operated.



HMF InfoCentre

The HMF InfoCentre (option) indicates the functional condition of the crane as well as the reasons for crane stops and errors. With EVS, the current stability of the vehicle is also indicated.



Single link arm system

The HMF single Power Plus link arm system has an excellent lifting capacity at long reach and works particularly fast when loading and unloading with grab.



Immaculate finish - year after year

HMF does not compromise on the surface treatment. This is made possible thanks to HMF's ZetaCoat pre-treatment followed by EQC powder coating, ensuring that corrosion never takes over. We guarantee that you obtain the best imaginable paint quality - a quality that never fades and that can withstand damage.



Extra valves with variation

A well-known and usual hose routing to the end of the extensions means that 1 or 2 extra valves are fed in sturdy hose guides alongside the jib extension system. If further efficient protection of the hoses is required, 1 or 2 extra valves can be fed in internal hose reels and lie particularly well protected.



EVS - active securing of stability

HMF's patent pending stability safety system, EVS, is continuously taking into account the current load on the vehicle so that crane and truck are in perfect balance. As the system includes the load on the truck body as a part of the tare weight of the vehicle, it means that you actually obtain a considerably larger working area with a load on the truck body - thanks to EVS.



HMF radio remote control

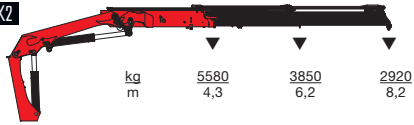
The HMF radio remote control is part of a unique operation and safety system (TCC - Total Crane Control), which provides the operator with all advantages and possibilities for operating the crane functions and important safety functions on the HMF RCL Safety System. By means of the remote control box you can carry out many tasks besides operating the crane, independent of a fixed control position.



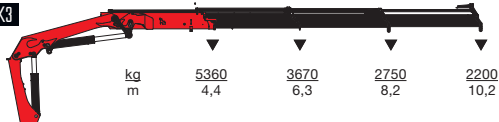
- power to lift



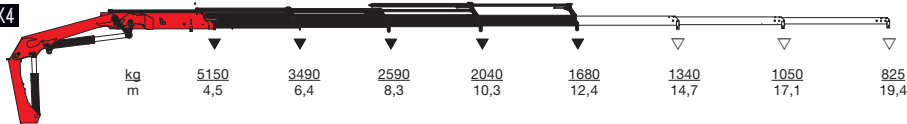
HMF 2630-K2



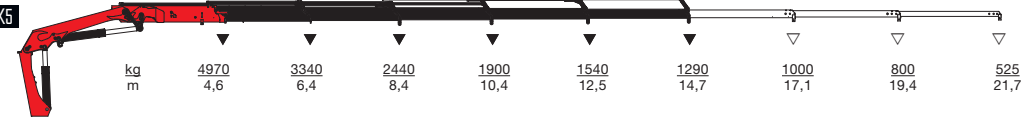
HMF 2630-K3



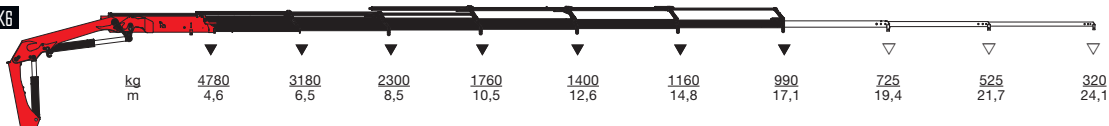
HMF 2630-K4



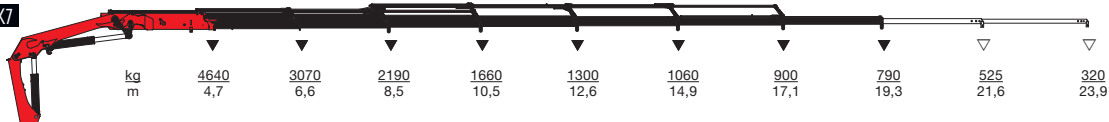
HMF 2630-K5



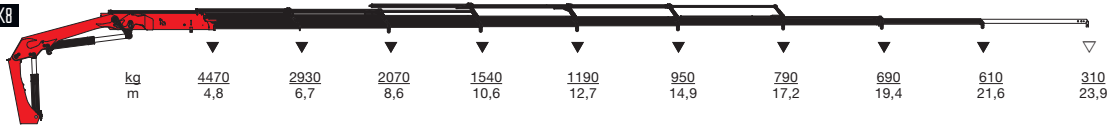
HMF 2630-K6



HMF 2630-K7



HMF 2630-K8



▼ Lifting capacity without manual extensions
 ▽ Lifting capacity with manual extensions



- power to lift
HMF Group A/S

Oddervej 200 · DK-8270 Højbjerg
Tel.: +45 8627 0800 · Fax: +45 8627 0744 · info@hmf.dk

www.hmf.dk

Z008741-02

We reserve the right to introduce improvements and modifications